
SUBJECT: SPOA3T-AP-EH1 Installation**DATE: 18.08.2021****BULLETIN No. B000037****FAO: Installation Engineers**

This Bulletin is to bring to your attention and to specify the dimensions for the SPOA3T-AP-EH1 installation.

The latest operation & maintenance manual OM-SPO-3 Rev. B 11/16/2019 has the incorrect dimensions for the SPOA3T-AP-EH1 version of lift.

Please disregard the dimensions only for the SPOA3T-AP-EH1.

1, Page 14 figs.6 Detail (A) column width dimensions. This has the incorrect overall width dimension.

2, Page 26 the SPOA3T-AP Specification. This has the incorrect overall height and overall width dimensions.

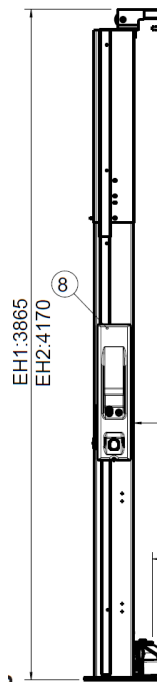
3, Page 43 Fig. 24/25 Detail (G) AP dimension. This AP specification for overhead assembly dimension is incorrect.

4, Page 79 Detail for PB-SPOA-5 number 1 EH1. This G3T-2102(N3120) equalizer cables are incorrect for the AP version of lift.

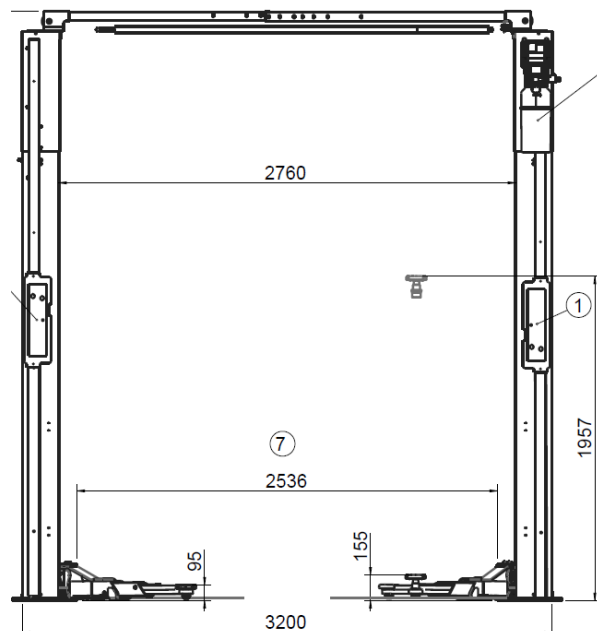
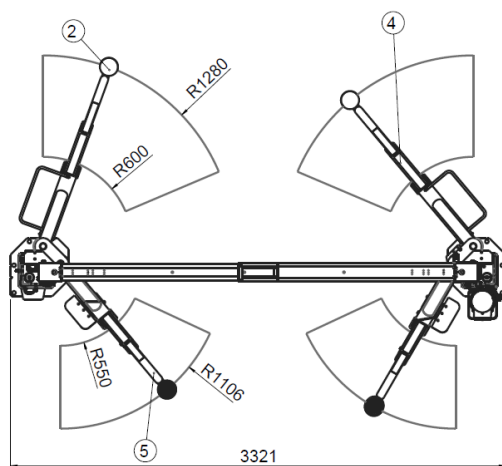


Please use the information below for installation dimensions and equalizer cables.

The correct overall height is 3865mm.

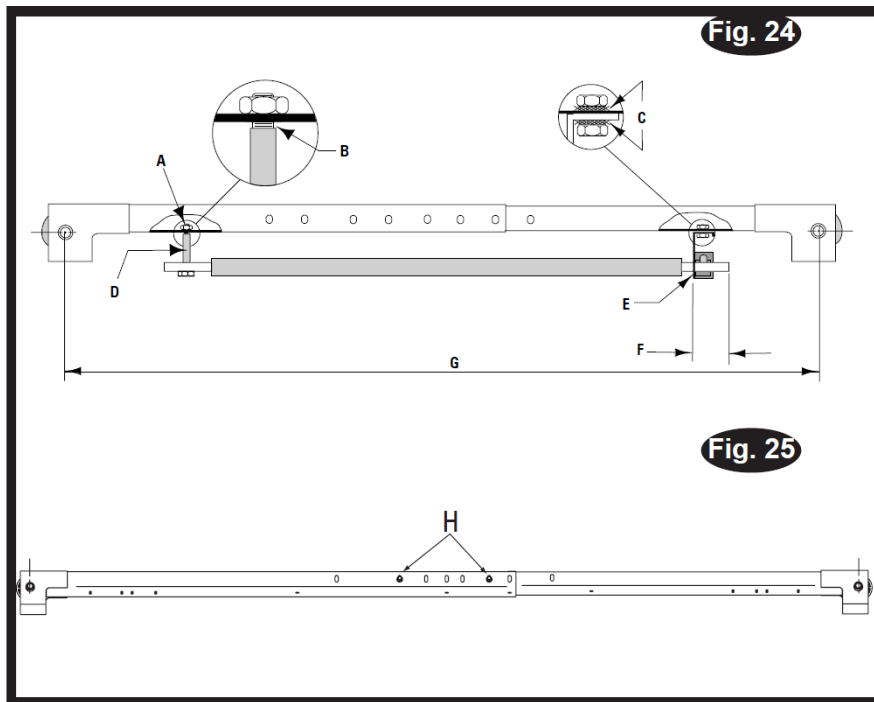


The correct overall width is 3321mm




Vehicle Service Group UK, 3 Fourth Avenue, Bluebridge Industrial Estate, Halstead, CO9 2SY

The correct (G) dimension for the overhead assembly is 2880mm



B & C will line up with each other at dimension of 2880mm.



The correct equalizer cables part number FJ7545-9895MM

These cables overall length are 9895mm.



Please use these dimensions until the operation & maintenance manual specifications for the SPOA3T-AP-EH1 is updated.

Thankyou for your assistance in this matter

Kind regards

Peter Stevenson

Product Support Manager



Vehicle Service Group UK, 3 Fourth Avenue, Bluebridge Industrial Estate, Halstead, CO9 2SY